








Previsione a breve termine

Medie di stazione

	 °C	 %	 hPa	 kt	 mm/h	 °C
21 Apr	15.8 / 5.8	78.6	1014.0	2.2	0.6	14.2 / 4.2
22 Apr	15.0 / 7.2	78.7	1015.0	3.4	1.8	12.7 / 5.8
23 Apr	14.3 / 8.5	73.9	1013.7	4.9	0.0	10.9 / 6.3
25 Apr	16.2 / 5.4	73.7	1013.7	4.8	0.0	12.8 / 3.5
26 Apr	17.6 / 5.6	71.2	1014.7	2.2	0.4	15.4 / 4.1
27 Apr	20.0 / 4.8	66.8	1016.3	1.7	0.0	18.2 / 3.1
28 Apr	20.1 / 5.7	69.3	1018.5	2.5	0.3	17.6 / 4.4
29 Apr	20.3 / 6.3	69.3	1018.5	2.0	0.0	18.6 / 4.9
30 Apr	21.4 / 7.0	69.0	1017.2	1.4	0.1	20.3 / 5.9

Informazioni sulla stazione

	 °C	 %	 hPa	 kt	 kt	 mm/h	 °C
21 Apr	22.1 2025	95.7 2026	1021.9 2021	12.4 2022	27.6 2022	2.0 2025	21.1 2025
	2.1 2024	40.4 2024	1001.6 2022	-	-	-	0.3 2024
22 Apr	20.2 2023	95.0 2025	1021.0 2021	14.7 2026	23.1 2026	10.8 2025	18.7 2025
	2.7 2026	41.8 2024	1007.0 2024	-	-	-	-0.6 2026
23 Apr	20.3 2022	96.0 2025	1021.3 2021	17.3 2024	28.6 2024	0.0 > 3 casi	17.7 2022
	5.3 2024	38.1 2022	1008.3 2024	-	-	-	2.3 2024
25 Apr	19.7 2021	94.9 2025	1022.2 2021	14.9 2023	26.8 2023	0.2 2023	17.3 2021
	1.3 2021	38.3 2021	1009.0 2023	-	-	-	-1.0 2021
26 Apr	22.6 2021	96.8 2025	1019.1 2021	11.1 2021	18.5 2023	1.8 2025	20.8 2021
	3.7 2024	23.7 2021	1009.8 2023	-	-	-	1.5 2024
27 Apr	24.4 2022	98.0 2025	1021.3 2025	13.4 2021	19.4 2021	0.2 2025	22.4 2022
	1.1 2023	21.4 2022	1006.0 2021	-	-	-	-1.2 2023
28 Apr	21.9 2024	97.7 2025	1024.6 2023	14.1 2023	20.2 2023	1.4 2025	21.1 2024
	2.8 2023	37.9 2022	1008.3 2021	-	-	-	0.9 2023
29 Apr	24.1 2021	98.0 2025	1023.7 2025	12.9 2023	20.2 2025	0.2 2025	23.1 2021
	4.9 2022	37.6 2021	1011.8 2021	-	-	-	3.3 2022
30 Apr	29.4 2021	96.0 2025	1022.5 2025	11.8 2025	18.5 2025	0.4 2023	28.5 2021
	3.8 2022	24.3 2021	1010.5 2021	-	-	-	1.7 2022

Almanacco

